

# JBI Sumari on Ovid

## Contents

Access JBI Sumari.....	3
Joining a JBI Sumari project.....	5

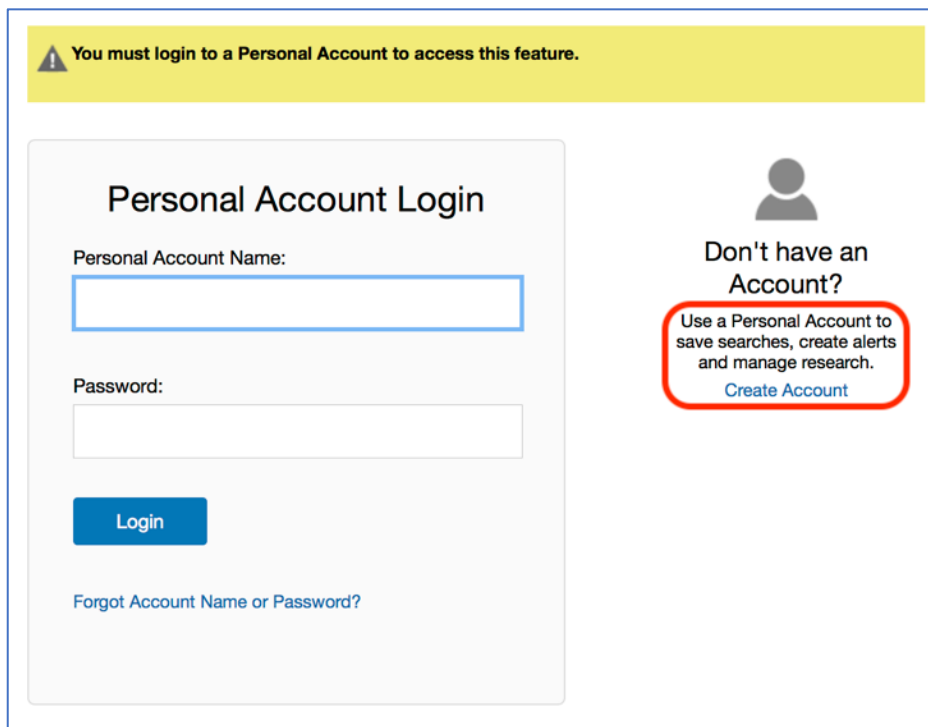
## Access JBI Sumari

1. Click on the following URL link to access JBI Sumari:

<https://ezproxy.csu.edu.au/login?url=http://ovidsp.ovid.com/ovidweb.cgi?T=JS&PAGE=jbi&TOOL=sumari>

and login to the database using your *CSU user name & password*.

2. Login to your *Ovid Personal Account*, or create an account if you don't already have an *Ovid Personal Account*.



**You must login to a Personal Account to access this feature.**


### Personal Account Login

Personal Account Name:

Password:

[Login](#)

[Forgot Account Name or Password?](#)

  
**Don't have an Account?**

Use a Personal Account to save searches, create alerts and manage research.  
[Create Account](#)

3. At the **JBI SUMARI** log in screen, select the option to login via **EBP Network / Ovid** and you will be logged directly into JBI SUMARI from where you can either create a new project or access an existing project.

JBI SUMARI

### Log In

Username

Password

Log In

[Forgot your password?](#)

or log in via

**EBP Network / Ovid**

THE JOANNA BRIGGS INSTITUTE | JBI SUMARI

## Projects

+ Create Project

Filter projects...

### Groundwater

Last updated 4 hours ago

Protocol Studies Appraisal Extraction Synthesis Review

### Soils

Last updated 3 days ago

Protocol Studies Appraisal Extraction Synthesis Review

### Library research support


Last updated 7 months ago

Protocol Studies Appraisal Extraction Synthesis Review

## Joining a JBI Sumari project

Project owners can send invitations to other users to participate in a project as a secondary reviewer.

Invitations can be sent to users who access JBI SUMARI via an individual subscription as well as those who access via an institutional subscription, e.g. CSU, so links in the invitations go directly to the JBI SUMARI tool rather than to Ovid and do not include proxy server details.



JBI SUMARI <noreply@mg.jbisumari.org>  
Sat 7/7/2018 4:30 PM

[Mark as unread](#)

To: [REDACTED]

Dear [REDACTED]

You have been invited to participate in a JBI SUMARI Project: Groundwater

Your invite link is: [https://app.jbisumari.org/inviteConfirm/\[REDACTED\]](https://app.jbisumari.org/inviteConfirm/[REDACTED])

Only JBI special users and subscribers via Wolters Kluwer/Ovid/Lippincott Evidence-based Practice Network currently have access to the new JBI SUMARI. If you are a JBI student, course participant or JBC staff member and you believe you should have access, please email [jbi@adelaide.edu.au](mailto:jbi@adelaide.edu.au).

If you or your organisation are a subscriber via Wolters Kluwer/Ovid/Lippincott Evidence-based Practice Network, for assistance with access please contact Ovid Support at [wkhealth-support@wolterskluwer.com](mailto:wkhealth-support@wolterskluwer.com).

If this email is not intended for you please ignore and delete it.


Regards,  
JBI SUMARI Team.

Accept an invitation to participate in a JBI SUMARI Project - assumes that you have already created an *Ovid Personal Account* and can access the JBI Sumari service [see p.3 above].

1. Click on the following URL link to by-pass the CSU proxy server and directly access JBI Sumari:

<http://ovidsp.ovid.com/ovidweb.cgi?T=JS&PAGE=jbi&TOOL=sumari&ID=csublibr&PASSWORD=pwd003>

2. Login to your *Ovid Personal Account*


 You must login to a Personal Account to access this feature.

### Personal Account Login

Personal Account Name:

Password:

[Forgot Account Name or Password?](#)



### Don't have an Account?

Use a Personal Account to save searches, create alerts and manage research.

[Create Account](#)

3. At the **JBI SUMARI** log in screen, select the option to login via **EBP Network / Ovid** and you will be logged directly into JBI SUMARI.

JBI SUMARI

Log In

Username

Password

Log In

[Forgot your password?](#)

or log in via

**EBP Network / Ovid**

THE JOANNA BRIGGS INSTITUTE | JBI SUMARI

Projects [+ Create Project](#)

Filter projects...

### Groundwater

Last updated 4 hours ago

[Protocol](#) [Studies](#) [Appraisal](#) [Extraction](#) [Synthesis](#) [Review](#)

### Soils

Last updated 3 days ago

[Protocol](#) [Studies](#) [Appraisal](#) [Extraction](#) [Synthesis](#) [Review](#)

### Library research support

Last updated 7 months ago

[Protocol](#) [Studies](#) [Appraisal](#) [Extraction](#) [Synthesis](#) [Review](#)

4. Click-on, or copy & paste the link in your JBI SUMARI email message, e.g.

<https://app.jbisumari.org/inviteConfirm/#####-####-####-####-#####>

into the address bar of a new tab in the browser window that is logged into **JBI Sumari** and press ENTER.

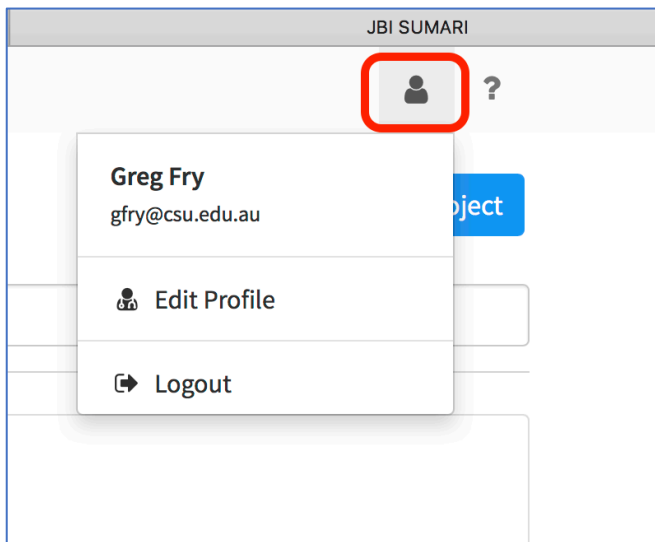
5. A semi-transparent green message should appear in the top right of the browser window confirming your access to the project and the new project should now appear in your list of **JBI Sumari** Projects.

The screenshot shows the JBI SUMARI web interface. At the top left is the logo for 'THE JOANNA BRIGGS INSTITUTE' and 'JBI SUMARI'. In the top right corner, there are icons for a user profile and a help/question mark. The main heading is 'Projects', followed by a blue '+ Create Project' button. Below this is a search bar with the placeholder text 'Filter projects...'. The page content is divided into three main sections, each with a title and a 'Last updated' timestamp:

- Groundwater**: Last updated 4 hours ago. It features a horizontal menu with icons and labels for 'Protocol', 'Studies', 'Appraisal', 'Extraction', 'Synthesis', and 'Review'.
- Soils**: Last updated 3 days ago. It features a horizontal menu with icons and labels for 'Protocol', 'Studies', 'Appraisal', 'Extraction', 'Synthesis', and 'Review'.
- Library research support**: Last updated 7 months ago. It features a horizontal menu with icons and labels for 'Protocol', 'Studies', 'Appraisal', 'Extraction', 'Synthesis', and 'Review'.



6. Logout of **JBI Sumari** and completely close your browser.



7. Follow the step-by-step instructions starting on page 3 to Access JBI Sumari to manage or contribute to individual projects.